




CONGELADORES BAJA TEMPERATURA -20°C A -40°C

Modelo	Volumen Efectivo (L)	Dimensiones externas (bxpxa) cm	Dimensiones internas (bxpxa) cm
 DW-FL90	90	70.0x66.9x85.4	50.0x48.5x53.2
 DW-FL270	270	70.0x64.0x179.2	50.0x46.0x123.5
 DW-FL439	439	91.0x75.5x194.5	65.0x54.7x130.5
 DW-FL450	450	81.0x73.5x196.0	(60.5x57.0x62.7) x2
 DW-FL528	528	93.0x104.1x194.7	58.5x69.6x126.6
 DW-FL678	678	109.0x102.5x195.5	75.0x69.6x128.6
 DW-FL778	778	120.5x102.5x195.5	86.5x69.6x128.6
 DW-FL1008	1008	136.2x102.5x200.5	102.2x69.6x137.8

	DW-FW150	150	81.1x77.5x92.9	58.5x46.5x65.1
	DW-FW270	270	124.5x77.5x92.9	101.9x46.5x65.1
	DW-FW360	360	153.4x77.5x92.9	130.8x46.5x65.1

INOLAB 
Especialistas